



MEDIA ROOM

Film night

Images from the homeowners' fave films are displayed on shelves in the media room. The large space was made "cocoon-like" – ideal for movie watching – with dramatic wall colour (Porter's Paints "Gun Metal Grey" and Donkey Grey), a deep custom modular sofa covered in Warwick Fabrics "Verona" in Charcoal and a large rug, says decorator/designer Adam Scougall.

BEFORE AND AFTER**MODERN COASTAL**

While these Sydney homeowners were away, two designers did play, transforming a bland interior into a **sophisticated & stylish** coastal-inspired space

WHO WOULDN'T WANT to move out of their spacious but "plain and inoffensive" two-storey brick home and return two weeks later to a clever paint job, gorgeous custom-made furniture, luscious rugs, original art and bespoke mirrors and cabinetry? A professional couple, from the leafy suburb of Turrumurra on Sydney's Upper North Shore, did just that – and couldn't be happier with the new design of their house. "The homeowners didn't want one item returned or changed when their home was revealed," says decorator/designer and former International School of Colour & Design (ISCD) student Adam Scougall, who transformed the house with his colleague Ben Napier, from As You See It! interior solutions. "They were very vocal in their appreciation – we 'exceeded expectation', so for us, that said it all!" →

LIVING

style tip: “Visually, the horizontal stripes ‘widen’ the room,” Adam says

AFTER

Coastal stripes

“Paint is a fantastic way to make significant changes for minimal cost,” Adam says. In the living room, three wide stripes were painted on the walls in Porter’s Paints “Explorer Blue” and Donkey Grey, with the existing TV recess dictating their size.



who lives here?

A professional couple approached decorators/designers Adam Scougall and Ben Napier, from [As You See It!](http://AsYouSeeIt.com.au) to transform their home. Asyouseeit.com.au

Green aspects C-Bus lighting control system, LED lights and an eco-friendly fireplace.

Fave feature “I love the large eco fireplace in the formal dining room, which we designed and had made through Instinct Bio Fires,” Adam says. “It provides a huge focal point for the room without the complication of a traditional fireplace.”

Trade secrets “We always go to the manufacturers of the products where possible, including H & J Furniture (Hjfurniture.com.au), so that we obtain a trade price and can customise our pieces easily,” Adam says. “H & J Furniture will direct the public to retailers stocking their items.”

COLOUR INSPIRATION

“The living room didn’t reflect the personalities of the homeowners and was aching for some care and attention,” Adam explains. The designers had a clear aim in mind. “We wanted the space to feel light and airy, with a distinctive colour palette that was a modern take on coastal, without the coral.”

The base colour palette found throughout the 353 sq m four-bedroom home is a selection of ocean-y blues and greys, with many of the walls featuring painted stripes in a combination of Porter’s Paints “Explorer Blue”, Donkey Grey or Gun Metal Grey, including the living room, which is encircled by stripes. “As the couple weren’t into curtains, continuing the stripe around the room unified this space,”

Adam explains. “Any more than three stripes would make the wall look too busy and ‘pull down’ the ceiling,” he adds. The middle stripe also acts as a useful guide for hanging artwork. A custom-made rug, from Designer Rugs, in similar tones continues the striped theme, as does an ottoman, which, when lined up “correctly” on the rug, blends right in.

Flooring in much of the living space consists of blonde ceramic tiles that also work with the coastal vibe. “When putting together a light and airy colour palette, go light and airy in some of the furnishings as well,” Adam advises. A custom-made glass coffee table (a favourite of the clients) is a case in point, with a sea urchin-like sculpture, from Boyd Blue, also contributing to a modern coastal look.

OVERSIZED RULES

As in the media room, where the large furniture suits the size of the room, the same applies in the living area. “A few overscale pieces, rather than many ‘titchy’ normal-sized pieces, works”, Adam says. “The key ‘wow factor’ lies in everything being overscaled.” A pair of imposing Mariners tripod floor lamps, from Tribe Design, flank a custom-designed sideboard from Re-Creations. And in keeping with the proportions, two Eden occasional chairs, from manufacturer/wholesaler H & J Furniture (a company that can also be contacted for retail enquiries), were widened and covered in Warwick Fabrics “Cargo” in Navy. “They were extended to a 90cm width to create more of a love-seat situation where you can curl up and read a book,” Adam explains. Missoni Home “Mahan” bolster cushions on the chairs were a must have for the female of the house, with their colours inspiring the main palette in the home. →



DETAIL

style tip: “Touches of green leaf are always used to bring a simple, modern & fresh vibe to any space,” Adam says

Geometric balance

Sticking to a “formula mix” of geometric shapes – circles, rectangles and squares – in the overall design creates a balanced look that is repeated through the house.



OPEN PLAN

**AFTER
Light & airy**

"This was a large tiled area with nothing in it," Adam says of what has now become the casual dining space. "The homeowners can eat breakfast and look out to the gorgeous outdoor vista." Cocker spaniel Ginger has wandered in from the street for a stickybeak.



DINING



**BEFORE
Lack lustre**

The uninspiring living area contained a pine desk used as a small dining table and a sofa, which was repurposed elsewhere.

style tip "As a rule, hang a pendant about 76cm above a table," Adam says. "If the pendant is oversized and intimidating at that drop, go a little higher"

**Pattern play
(right)**

"The chevron pattern of the pendants adds a subtle pop of excitement – and the pattern also references the Missoni Home "Mahan" cushion – the original colour inspiration for the home," Adam explains.



BREAKFAST, LUNCH, DINNER

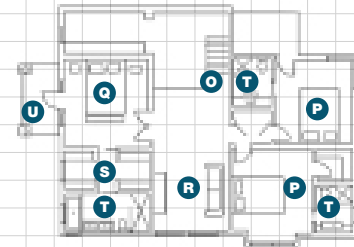
"We wanted to create a dramatic statement after walking from the hallway," Adam says of the casual dining area (pictured top). A King Furniture round Fix glass table, Globe West "Elle" chairs, and an oversized custom pendant from Contessa Lighting fitted the bill. "The combination of glass table and white chairs is sleek and modern; this combination never fails," Adam says. The nearby formal dining area also features Contessa Lighting pendants and a custom glass table from Re-Creations, as well as H & J Furniture "Dante" chairs covered in a Warwick fabric. "We lowered the heights of the chairs so they were more streamlined and sleek," Adam says.

BEFORE

GROUND FLOOR



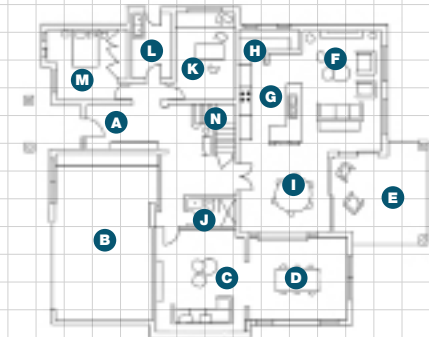
FIRST FLOOR

**KEY**

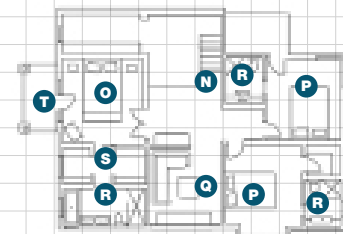
A Entrance **B** Store room **C** Garage **D** Home theatre
E Bathroom **F** Billiards **G** Covered entertaining terrace
H Living area **I** Casual dining **J** Kitchen **K** Pantry
L Study **M** Laundry **N** Guest room **O** Stairs **P** Bedroom
Q Master bedroom **R** Sitting area **S** Dressing room
T Ensuite **U** Patio

AFTER

GROUND FLOOR



FIRST FLOOR

**KEY**

A Entrance **B** Garage **C** Media room **D** Formal dining
E Outdoor vista **F** Living area **G** Kitchen **H** Pantry
I Casual dining **J** Bathroom **K** Study **L** Laundry
M Guest room **N** Stairs **O** Master bedroom **P** Bedroom
Q Family room **R** Ensuite **S** Dressing room **T** Patio

STUDY**Toe the line**

The height of the daybed's cushioned top and also the Ikea "Lack" floating shelf above were positioned to sit in line with the stripes on the wall for a fluid, clean look. "The open shelving is great for books and displaying fun accessories," Adam says.

PLAYFUL & INCLUSIVE

"We wanted to make a statement in what can sometimes be a very boring room," Adam says of the study. A couple of seating options were provided – the built-in daybed with cushioned seating for reading and a chair at a nearby desk. The cushioned seat was covered in Warwick Fabrics "Cargo" in Navy, a colour similar to the walls – painted in Porter's Paints "Gun Metal Grey" and Dulux "Vivid White" – for a unified feel. The daybed features useful storage underneath – perfect for hiding bulky items such as printers. The space is practical and fun. →

SIMPLE LUXURY

“We definitely set out to make the bedroom as luxurious as possible without making it over-fussy,” Adam explains. “We custom-designed the king-size bed to include pull-out storage at the base of the bed, which can store winter blankets or pyjamas, for example.” Adam and Ben designed the padded bedhead, which was covered in Warwick Fabrics “Macrosoft” in Midnight, and matches the cushions on top of the storage unit. “The clients needed durable, hardwearing fabrics and this particular one fit the bill,” Adam says. Bedside tables were also

custom-made, inspired by tables in a favourite hotel of the homeowners in Los Angeles. The walls were painted in Porter’s Paints “Donkey Grey”, but this time the boys taped a large chevron pattern over the painted wall, then painted a glaze for a subtle, but gorgeous detail.

Adam credits his alma mater, International School of Colour & Design (ISCD) in North Sydney, for his burgeoning career. “My knowledge of colour and design principles, and business management was very definitely fostered and encouraged as part of the ISCD community.” And the proof is in the pudding! 🍮

style tip: “We created our own depth and texture to the flat wall colour with a chevron pattern, which was a cheaper alternative to using a wallpaper with a similar design,” Adam says

AFTER Dream on

The master bedroom is reinvigorated – and completed – with beautiful bedlinen from Aura Home, including the Tahla quilt and pillows and Voile Crush coverlet in Boysenberry, which adds a divine splash of bright colour. →

BEDROOM



BEFORE Bland bedroom

The homeowners wanted to change their queen bed to a king-size and add an injection of style to their uninteresting bedroom.






DINING ROOM


- 1. PAINT** Porter's Paints Eggshell Acrylic in Explorer Blue.
 - 2. DINING CHAIRS** Globe West "Elle" chairs upholstered in PVC in White.
 - 3. FLOOR TILES** Alto in Beige from Beaumont Tiles.
 - 4. PENDANT** Custom-designed chevron pattern on canvas, from As You See It!, fitted in drum shades by Contessa Lighting.
- For stockists, see page 184.*

A WHOLE HOUSE PALETTE at a glance




MEDIA ROOM

- 1. PAINT** Porter's Paints Eggshell Acrylic in Gun Metal Grey.
- 2. SOFA** Upholstered in Warwick Fabrics "Verona" in Charcoal.
- 3. CUSHION** Salazar "Grid" in Blue on Natural/Grey from MRD Home.
- 4. FLOATING SHELF** Custom-made Dark Oak veneer from SydneySide.



LIVING ROOM

- 1. PAINT** Porter's Paints Eggshell Acrylic in Explorer Blue.
- 2. CHAIRS** Upholstered in Warwick Fabrics "Cargo" in Navy.
- 3. SIDEBOARD** Stained reclaimed hardwood timber from Re-Creations.
- 4. SOFA** Upholstered in Warwick Fabrics "Cargo" in Natural.



MASTER BEDROOM

- 1. BEDHEAD/STORAGE UNIT CUSHIONS** Upholstered/covered in Warwick Fabrics "Macrosoft" in Midnight.
- 2. WALL FINISH** Chevron pattern painted in Luxury Paints "Clear Gloss Varnish" over Porter's Paints Eggshell Acrylic in Donkey Grey.
- 3. CARPET** Morrison "Wayward" from Carpet Court; NZ wool; textured loop pile.
- 4. BED FRAME/BUILT-IN STORAGE UNIT** Stained reclaimed hardwood timber from Re-Creations.